



U.S. DEPARTMENT OF EDUCATION

Education Stabilization Fund

ESF / ESF Reporting / HEER - 623751831 - Year Four - Page 19 - Review

HEER

Submitted

Recipient Reporting Data Collection - Year Four

Submitted: Akins, Erick - 22/06/2024, 12:05:37

Page 19 - Review

General Information

Institutions must provide complete answers to each question.

- 1) Institutional Identifiers and Contact Information:
- a)

Institution Name	DUNS #	UEI (SAM)
FLORIDA A & M UNIVERSITY	623751831	W8LKB16HV1K5
- b)

Identify the applicable OPEID(s) for this annual report:

OPEID
00148000
- c)

Identify the applicable IPEDS unitid(s) for this annual report:

Unitid
133650
- d)

For this annual report, please report on these HEERF grant PR/Award Numbers:

PR/Award Number (Program) / Award Amount
P425E200135 (Student Aid) / \$31,323,840

PR/Award Number (Program) / Award Amount
P425F200295 (Institutional Portion) / \$39,118,076

PR/Award Number (Program) / Award Amount
P425J200003 (Historically Black Colleges and Universities) / \$125,006,252
- 2) Did you expend all of your HEERF I, II, & III funds available prior to the end of
- Yes

No

the reporting period, making this your final annual report?

If your institution did not expend all available HEERF grant funds by the end of the reporting period, and will not have any HEERF expenditures to report after the current reporting period (including, for example, because funds have expired), please respond "YES" indicating that this will be your final annual report.

Websites

3) Reporting on institution websites:

a) HEERF quarterly reporting webpage URL:

Quarterly Reporting URL

<https://www.famu.edu/administration/titleiii/reports.php>

b) Student and Institutional Portion Reporting: Provide all active website URLs posted by your campus, or by the institution on behalf of your campus(es), as required by the public posting requirement from the May 13, 2021 notice in the Federal Register² for the student and institutional portion including any active URLs that provide archived information.³

Student and Institutional Portion URL

<https://www.famu.edu/administration/titleiii/reports.php>

²See <https://www.federalregister.gov/d/2021-10196>

³Include active landing/portal page(s) for quarterly reporting webpage(s). In addition, report any active quarterly reporting webpage(s) not referenced or linked from landing or portal pages including those that were published prior to quarterly reporting guidance

(<https://www2.ed.gov/about/offices/list/ope/heerfquarterlyreport2022.pdf>)

How Aid Helped

4) How has HEERF helped your institution and your students?

a) HEERF enabled my institution to continue offering planned programs (i.e., programs of study listed in our course catalog) that were at risk of discontinuation due to pandemic-related factors

Strongly disagree

Disagree

Neutral

Agree

Strongly agree

N/A

Unable to Determine

- b) HEERF enabled my institution to keep student net prices similar to pre-pandemic levels

Strongly disagree	Disagree	Neutral	Agree	Strongly agree	N/A	Unable to Determine
-------------------	----------	---------	-------	----------------	-----	---------------------

Net price refers to costs covered by students and their families and is calculated by adding tuition, fees, books, supplies, and living costs and subtracting grant and/or scholarship aid (e.g., Pell grants, school-based grants, merit scholarships)

- c) HEERF enabled my institution to keep students enrolled by providing them with electronic devices and Internet access

Strongly disagree	Disagree	Neutral	Agree	Strongly agree	N/A	Unable to Determine
-------------------	----------	---------	-------	----------------	-----	---------------------

- d) HEERF enabled my institution to keep students enrolled who were at risk of dropping out due to pandemic-related factors by providing direct financial support to students

Strongly disagree	Disagree	Neutral	Agree	Strongly agree	N/A	Unable to Determine
-------------------	----------	---------	-------	----------------	-----	---------------------

- e) HEERF enabled my institution to keep faculty, staff, employees, and contractors at full salary levels who were at risk of unemployment due to pandemic-related factors

Strongly disagree	Disagree	Neutral	Agree	Strongly agree	N/A	Unable to Determine
-------------------	----------	---------	-------	----------------	-----	---------------------

- f) HEERF enabled my institution to purchase COVID tests, health screening, and the healthcare needed to help students and faculty

Strongly disagree	Disagree	Neutral	Agree	Strongly agree	N/A	Unable to Determine
-------------------	----------	---------	-------	----------------	-----	---------------------

Aid Determination



- 5) How did your institution determine which students received emergency financial aid grants to students and how much each student would receive? Please indicate if any of the following strategies were used at least once during the reporting period

- a) Did you ask students to apply for funds?

☐ Yes

☐ No

- i) Did you use that application to determine the amount of a student's emergency financial aid grant?

Yes

No

- 1) What needs did you prioritize to determine the amount of the student's award?

- a) Food

Yes

No

- b) Housing

Yes

No

- c) Course materials (non-technology)

Yes

No

- d) Technology

Yes

No

- e) Health care

Yes

No

- f) Child care

Yes

No

- g) Transportation

Yes

No

- h) Lost income (e.g., Loss of Employment/Reduced Income)

Yes

No

- i) Other

Yes

No

If yes, please specify

Specify

If a utility bill was outstanding, a copy of the bill was needed or if the student received a notice of eviction.



- 2) Did your application require students to submit supporting documentation of their needs or difficulty meeting expenses?

Yes

No

- b) Did you use any institutional administrative data (pre-existing data that did not come from a HEERF-specific application form) in determining the amount of funds awarded to students?

Yes

No

- i) Which of these student factors did you prioritize in the grant determination process?

- 1) Enrollment intensity (i.e., full-time/part-time status, number of credits the student is taking, etc.)

Yes

No

- 2) Location (i.e., branch campus)

Yes

No

- 3) Pell Grant eligibility

Yes

No

- 4) FAFSA data elements

Yes

No

- a) Which FAFSA data elements did you use?

- i) FAFSA Family Income

Yes

No

- ii) Estimated Family Contribution

Yes

No

- iii) Independent/Dependent status

Yes

No

- 5) On-campus/distance education status

Yes

No

- 6) On-campus/off-campus living arrangements

Yes

No

- 7) Academic level

Yes

No

- 8) Other

Yes

No

- c) Did your institution use a specific methodology to calculate award amounts that is captured in a flowchart, set of equations, a formula, or other documentation?

Yes

No

Aid Distribution



- 6) How did your institution distribute the emergency financial aid grants to students?

- a) Checks

Yes

No

- b) Electronic funds transfer /Direct deposit

Yes

No

- c) Debit cards

Yes

No

- d) Payment apps

Yes

No

- e) Other

Yes

No

Emergency Grants - Guidance



- 7) Did your institution provide any instructions, directions, or guidance to students (e.g., FAQs) about the emergency financial aid grants upon disbursement?

Yes

No

Upload PDF/MS Word document instructions, directions, or guidance.
Include screenshots of relevant websites

The grantee has uploaded 1 file(s) in response to this question.

File Name	Size	Last Modified
cares 19 additional assistance_202058.pdf	167.0 KB	11/06/2024, 13:22:51

Emergency Grants - Counts, Student, and Institution Funds

- 8) What percentage of students received emergency grants and how much did students receive in emergency grants by fund type and student type?

Note: Institutions must provide complete answers to each question.

- a) Complete the following table:

When IPEDS definitions apply (categories labeled with "(IPEDS categories)" in the form), use the same category for each student that is used to report to IPEDS. For the second and third annual HEERF reports (reporting on calendar years 2021 and 2022 in early 2022 and early 2023 respectively), if a student is not reported to IPEDS, for example because they are not enrolled for credit in courses that could lead to an award, then report that student under "Students not categorized in IPEDS." In the fourth, and fifth annual HEERF reports "Students not categorized in IPEDS" will no longer be an option in the form and institutions will need to track all of their students (regardless of if they would be included in IPEDS enrollment counts) and categorize them using the IPEDS classification methodology

Emergency Financial Aid Grants Awarded to Students: Report only disbursements related to Emergency Financial Aid Grants including using those grants to satisfy outstanding accounts. Any disbursements unrelated to Emergency Financial Aid Grants should not be included in the reported expenditures

Number of Students

How many students were enrolled? (unduplicated count for the reporting period)

Number of Undergraduate₆ full-time₈ Pell grant recipients₉

5,298

Number of Undergraduate₆ full-time₈ Non-Pell grant recipients₁₀

3,158

Number of Undergraduate₆ part-time Pell grant recipients

325

Number of Undergraduate₆ part-time Non-Pell grant recipients

917

Number of Graduate full-time recipients

1,773

Number of Graduate part-time recipients

263

Number of Other₇ recipients

0

Total number of Students

11,734

Number of HEERF Student Recipients – Emergency Grants to Students (unduplicated)
How many students received HEERF emergency financial aid grants?
(unduplicated across all HEERF sections)

Number of Undergraduate₆ full-time₈ Pell grant recipients₉

245

Number of Undergraduate₆ full-time₈ Non-Pell grant recipients₁₀

129

Number of Undergraduate₆ part-time Pell grant recipients

0

Number of Undergraduate₆ part-time Non-Pell grant recipients

0

Number of Graduate full-time recipients

5

Number of Graduate part-time recipients

0

Number of Other₇ recipients

0

Total number of Students

379

HEERF (a)(1) Student Aid Portion Amount Disbursed

What was the amount disbursed directly to students as Emergency Financial Aid Grants?

Amount disbursed to Undergraduate₆ full-time₈ Pell grant recipients₉

\$ 0.00

Amount disbursed to Undergraduate₆ full-time₈ Non-Pell grant recipients₁₀

\$ 0.00

Amount disbursed to Undergraduate₆ part-time Pell grant recipients

\$ 0.00

Amount disbursed to₆ part-time Non-Pell grant recipients

\$ 0.00

Amount disbursed to Graduate full-time recipients

\$ 0.00

Amount disbursed to Graduate part-time recipients

\$ 0.00

Amount disbursed to Other₇ recipients

\$ 0.00

Total amount disbursed to Students

\$0.00

HEERF (a)(1) Student Aid Portion Amount Disbursed

What was the amount of Emergency Financial Aid Grants applied to satisfy student's outstanding account balance upon receiving affirmative written consent from students to do so?

If funds were not used for this purpose, report \$0. Include only amounts that benefited students who directly received Emergency Financial Aid Grants.

Amount disbursed to Undergraduate₆ full-time₈ Pell grant recipients₉

\$ 0.00

Amount disbursed to Undergraduate₆ full-time₈ Non-Pell grant recipients₁₀

\$ 0.00

Amount disbursed to Undergraduate₆ part-time Pell grant recipients

\$ 0.00

Amount disbursed to Undergraduate₆ part-time Non-Pell grant recipients

\$ 0.00

Amount disbursed to Graduate full-time recipients

\$ 0.00

Amount disbursed to Graduate part-time recipients

\$ 0.00

Amount disbursed to Other₇ recipients

\$ 0.00

Total amount disbursed to Students

\$0.00

HEERF (a)(1) Institutional Portion Amount Disbursed

What was the amount disbursed directly to students as Emergency Financial Aid

Grants?

Amount disbursed to Undergraduate₆ full-time₈ Pell grant recipients₉

\$ 0.00

Amount disbursed to Undergraduate₆ full-time₈ Non-Pell grant recipients₁₀

\$ 0.00

Amount disbursed to Undergraduate₆ part-time Pell grant recipients

\$ 0.00

Amount disbursed to Undergraduate₆ part-time Non-Pell grant recipients

\$ 0.00

Amount disbursed to Graduate full-time recipients

\$ 0.00

Amount disbursed to Graduate part-time recipients

\$ 0.00

Amount disbursed to Other₇ recipients

\$ 0.00

Total amount disbursed to Students

\$0.00

HEERF (a)(1) Institutional Portion Amount Disbursed

What was the amount of Emergency Financial Aid Grants applied to satisfy student's outstanding account balances upon receiving affirmative written consent from students to do so? If funds were not used for this purpose, report \$0. Include only amounts that benefited students who directly received Emergency Financial Aid Grants.

If funds were used to discharge account balances as lost revenue using institutional funds without affirmative written consent, do not report here, report in 9b as unpaid student accounts receivable or other student account debts.

Amount disbursed to Undergraduate⁶ full-time⁸ Pell grant recipients⁹

\$ 1,825.00

Amount disbursed to Undergraduate⁶ full-time⁸ Non-Pell grant recipients¹⁰

\$ 106,863.50

Amount disbursed to Undergraduate⁶ part-time Pell grant recipients

\$ 0.00

Amount disbursed to Undergraduate⁶ part-time Non-Pell grant recipients

\$ 0.00

Amount disbursed to Graduate full-time recipients

\$ 28,520.15

Amount disbursed to Graduate part-time recipients

\$ 0.00

Amount disbursed to Other⁷ recipients

\$ 0.00

Total amount disbursed to Students

\$137,208.65

⁶For students in both undergraduate and graduate categories, classify as a graduate student.

⁷Students that are not considered undergraduate or graduate students, for example, non-credit students.

⁸For students who had multiple enrollment intensities, classify as full-time.

⁹Designate the student as a Pell grant recipient if the student was a Pell grant recipient at any time within the applicable reporting period.

¹⁰Includes non-FAFSA filers.

Emergency Grants - (a)(2), (a)(3), and (a)(4) Funds



8) **What percentage of students received emergency grants and how much did students receive in emergency grants by fund type and student type?**

Note: Institutions must provide complete answers to each question.

a) **Complete the following table:**

When IPEDS definitions apply (categories labeled with "(IPEDS categories)" in the form), use the same category for each student that is used to report to IPEDS. For the second and third annual HEERF reports (reporting on calendar years 2021 and 2022 in early 2022 and early 2023 respectively), if a student is not reported to IPEDS, for example because they are not enrolled for credit in courses that could lead to an award, then report that student under "Students not categorized in IPEDS." In the fourth, and fifth annual HEERF reports "Students not categorized in IPEDS" will no longer be an option in the form and institutions will need to track all of their students (regardless of if they would be included in IPEDS enrollment counts) and categorize them using the IPEDS classification methodology

Emergency Financial Aid Grants Awarded to Students: Report only disbursements related to Emergency Financial Aid Grants including using those grants to satisfy outstanding accounts. Any disbursements unrelated to Emergency Financial Aid Grants should not be included in the reported expenditures

HEERF (a)(2) Amount Disbursed (HBCUs, TCCUs, MSIs, and SIP)

What was the amount disbursed directly to students as Emergency Financial Aid Grants?

If funds were not used for this purpose, report \$0.

Amount disbursed to Undergraduate₆ full-time₈ Pell grant recipients₉

\$ 466,606.74

Amount disbursed to Undergraduate₆ full-time₈ Non-Pell grant recipients₁₀

\$ 249,393.26

Amount disbursed to Undergraduate₆ part-time Pell grant recipients

\$ 0.00

Amount disbursed to Undergraduate₆ part-time Non-Pell grant recipients

\$ 0.00

Amount disbursed to Graduate full-time recipients

\$ 0.00

Amount disbursed to Graduate part-time recipients

\$ 0.00

Amount disbursed to Other₇ recipients

\$ 0.00

Total amount disbursed to Students

\$716,000.00

HEERF (a)(2) Amount Disbursed (HBCUs, TCCUs, MSIs, and SIP)

What was the amount of Emergency Financial Aid Grants applied to satisfy student's outstanding account balances upon receiving affirmative written consent from students to do so? If funds were not used for this purpose, report \$0. Include only amounts that benefited students who directly received Emergency Financial Aid Grants.

If funds were used to discharge account balances as lost revenue using institutional funds without affirmative written consent, do not report here, report in 9b as unpaid student accounts receivable or other student account debts.

Amount disbursed to Undergraduate₆ full-time₈ Pell grant recipients₉

\$ 0.00

Amount disbursed to Undergraduate₆ full-time₈ Non-Pell grant recipients₁₀

\$ 0.00

Amount disbursed to Undergraduate₆ part-time Pell grant recipients

\$ 0.00

Amount disbursed to Undergraduate₆ part-time Non-Pell grant recipients

\$ 0.00

Amount disbursed to Graduate full-time recipients

\$ 0.00

Amount disbursed to Graduate part-time recipients

\$ 0.00

Amount disbursed to Other⁷ recipients

\$ 0.00

Total amount disbursed to Students

\$0.00

⁶For students in both undergraduate and graduate categories, classify as a graduate student.

⁷Students that are not considered undergraduate or graduate students, for example, non-credit students.

⁸For students who had multiple enrollment intensities, classify as full-time.

⁹Designate the student as a Pell grant recipient if the student was a Pell grant recipient at any time within the applicable reporting period.

¹⁰Includes non-FAFSA filers.

¹³Do NOT include funds from the Institutional Resilience and Expanded Postsecondary Opportunity (IREPO) funds as part of this annual performance report.

Emergency Grants - Min/Max, Calculated Totals, and Averages

- 8) What percentage of students received emergency grants and how much did students receive in emergency grants by fund type and student type?

Note: Institutions must provide complete answers to each question.

- a) Complete the following table:

When IPEDS definitions apply (categories labeled with "(IPEDS categories)" in the form), use the same category for each student that is used to report to IPEDS. For the second and third annual HEERF reports (reporting on calendar years 2021 and 2022 in early 2022 and early 2023 respectively), if a student is not reported to IPEDS, for example because they are not enrolled for credit in courses that could lead to an award, then report that student under "Students not categorized in IPEDS." In the third, fourth, and fifth annual HEERF reports "Students not categorized in IPEDS" will no longer be an option in the form and institutions will need to track all of their students (regardless of if they would be included in IPEDS enrollment counts) and categorize them using the IPEDS classification methodology

Emergency Financial Aid Grants Awarded to Students: Report only disbursements related to Emergency Financial Aid Grants including using those grants to satisfy outstanding accounts. Any disbursements unrelated to Emergency Financial Aid Grants should not be included in the reported expenditures

Minimum and maximum award

Minimum (non-zero amount) combined (combined across HEERF funds) amount awarded to any one student who received any HEERF funds.

Amount disbursed to Undergraduate₆ full-time₈ Pell grant recipients₉

\$ 525.00

Amount disbursed to Undergraduate₆ full-time₈ Non-Pell grant recipients₁₀

\$ 400.00

Amount disbursed to Undergraduate₆ part-time Pell grant recipients

\$ 0.00

Amount disbursed to Undergraduate₆ part-time Non-Pell grant recipients

\$ 0.00

Amount disbursed to Graduate full-time recipients

\$ 2,500.00

Amount disbursed to Graduate part-time recipients

\$ 0.00

Amount disbursed to Other₇ recipients

\$ 0.00

Overall Minimum

\$400.00

Minimum and maximum award

Maximum combined (combined across HEERF funds) amount awarded to any one student who received any HEERF funds.

Amount disbursed to Undergraduate₆ full-time₈ Pell grant recipients₉

\$ 11,345.28

Amount disbursed to Undergraduate₆ full-time₈ Non-Pell grant recipients₁₀

\$ 8,450.40

Amount disbursed to Undergraduate₆ part-time Pell grant recipients

\$ 0.00

Amount disbursed to Undergraduate₆ part-time Non-Pell grant recipients

\$ 0.00

Amount disbursed to Graduate full-time recipients

\$ 18,736.72

Amount disbursed to Graduate part-time recipients

\$ 0.00

Amount disbursed to Other₇ recipients

\$ 0.00

Overall Maximum

\$18,736.72

HEERF Amount of Grants Disbursed

What was the amount of grants disbursed to students through all HEERF funds?

Amount disbursed to Undergraduate₆ full-time₈ Pell grant recipients₉

\$468,431.74

Amount disbursed to Undergraduate₆ full-time₈ Non-Pell grant recipients₁₀

\$356,256.76

Amount disbursed to Undergraduate₆ part-time Pell grant recipients

\$0.00

Amount disbursed to Undergraduate₆ part-time Non-Pell grant recipients

\$0.00

Amount disbursed to Graduate full-time recipients

\$28,520.15

Amount disbursed to Graduate part-time recipients

\$0.00

Amount disbursed to Other₇ recipients

\$0.00

Total amount disbursed to Students

\$853,208.65

Average HEERF Amount Awarded
Among students who received HEERF emergency financial aid grants, what was the average award amount per student?

Amount disbursed to Undergraduate₆ full-time₈ Pell grant recipients₉

\$1,911.97

Amount disbursed to Undergraduate₆ full-time₈ Non-Pell grant recipients₁₀

\$2,761.68

Amount disbursed to Undergraduate₆ part-time Pell grant recipients

Amount disbursed to Undergraduate₆ part-time Non-Pell grant recipients

Amount disbursed to Graduate full-time recipients

\$5,704.03

Amount disbursed to Graduate part-time recipients

Amount disbursed to Other⁷ recipients

Total amount disbursed to Students

\$2,251.21

⁶For students in both undergraduate and graduate categories, classify as a graduate student.

⁷Students that are not considered undergraduate or graduate students, for example, non-credit students.

⁸For students who had multiple enrollment intensities, classify as full-time.

⁹Designate the student as a Pell grant recipient if the student was a Pell grant recipient at any time within the applicable reporting period.

¹⁰Includes non-FAFSA filers.

Emergency Grants - Title IV

- 8) What percentage of students received emergency grants and how much did students receive in emergency grants by fund type and student type?

Note: Institutions must provide complete answers to each question.

- b) Among the students enrolled in your institution, how many were NOT Title IV eligible throughout their enrollment during the reporting period?

Enrolled Students Not Eligible

0

Based on the Department's Final Regulations issued on May 14, 2021 (86 FR 26608, available at <https://www.federalregister.gov/d/2021-10190>), students are not required to be eligible for Title IV student financial aid in order to receive HEERF emergency financial aid grants. Title IV eligibility for this question is based on the number of students for whom the institution has received an Institutional Student Information Record (ISIR) plus the number of students who completed any alternative form developed by the institution. In reporting these data, students should be classified as Title IV eligible if they were determined to be Title IV eligible at any point during the reporting period.

- i) The percentage of students enrolled in your institution who were NOT Title IV eligible throughout their enrollment during the reporting period is

Percentage of Enrolled Students Not Eligible

0.00%

- c) Among students who received emergency financial aid grants, how many were NOT Title IV eligible throughout their enrollment during the reporting period?

Students Not Eligible Who Received Grants

0

- i) The percentage of students who received emergency financial aid grants who were not Title IV eligible throughout their enrollment during the reporting period is
- Percentage of Students Not Eligible Who Received Grants
- 0.00%

Emergency Grants - Race/Ethnicity



- 8) What percentage of students received emergency grants and how much did students receive in emergency grants by fund type and student type?
- Note:** Institutions must provide complete answers to each question.
- d) What number of students were enrolled, what number received emergency grants, and how much grant aid did the students receive by IPEDS race/ethnicity categories?

American Indian or Alaska Native

Enrolled student count (unduplicated)

13

Number of students who received at least one Emergency Financial Aid Grant (unduplicated)

0

What was the total amount of Emergency Financial Aid Grants disbursed to students through all HEERF funds?

\$ 0.00

Average HEERF Amount Awarded

Asian

Enrolled student count (unduplicated)

100

Number of students who received at least one Emergency Financial Aid Grant (unduplicated)

0

What was the total amount of Emergency Financial Aid Grants disbursed to students through all HEERF funds?

\$ 0.00

Average HEERF Amount Awarded

Black or African American

Enrolled student count (unduplicated)

9,810

Number of students who received at least one Emergency Financial Aid Grant (unduplicated)

350

What was the total amount of Emergency Financial Aid Grants disbursed to students through all HEERF funds?

\$ 788,645.70

Average HEERF Amount Awarded

\$2,253.27

Hispanic/Latino

Enrolled student count (unduplicated)

694

Number of students who received at least one Emergency Financial Aid Grant (unduplicated)

4

What was the total amount of Emergency Financial Aid Grants disbursed to students through all HEERF funds?

\$ 8,044.94

Average HEERF Amount Awarded

\$2,011.24

Native Hawaiian or Other Pacific Islander

Enrolled student count (unduplicated)

2

Number of students who received at least one Emergency Financial Aid Grant (unduplicated)

0

What was the total amount of Emergency Financial Aid Grants disbursed to students through all HEERF funds?

\$ 0.00

Average HEERF Amount Awarded

White

Enrolled student count (unduplicated)

828

Number of students who received at least one Emergency Financial Aid Grant (unduplicated)

9

What was the total amount of Emergency Financial Aid Grants disbursed to students through all HEERF funds?

\$ 24,338.23

Average HEERF Amount Awarded

\$2,704.25

Two or more races

Enrolled student count (unduplicated)

241

Number of students who received at least one Emergency Financial Aid Grant (unduplicated)

16

What was the total amount of Emergency Financial Aid Grants disbursed to students through all HEERF funds?

\$ 32,179.78

Average HEERF Amount Awarded

\$2,011.24

Race/ethnicity unknown

Enrolled student count (unduplicated)

3

Number of students who received at least one Emergency Financial Aid Grant (unduplicated)

0

What was the total amount of Emergency Financial Aid Grants disbursed to students through all HEERF funds?

\$ 0.00

Average HEERF Amount Awarded

Nonresident alien

Enrolled student count (unduplicated)

43

Number of students who received at least one Emergency Financial Aid Grant (unduplicated)

0

What was the total amount of Emergency Financial Aid Grants disbursed to students through all HEERF funds?

\$ 0.00

Average HEERF Amount Awarded

Students not categorized in IPEDS

Enrolled student count (unduplicated)

0

Number of students who received at least one Emergency Financial Aid Grant (unduplicated)

0

What was the total amount of Emergency Financial Aid Grants disbursed to students through all HEERF funds?

\$ 0.00

Average HEERF Amount Awarded

Emergency Grants – Gender and Age

8) What percentage of students received emergency grants and how much did students receive in emergency grants by fund type and student type?

Note: Institutions must provide complete answers to each question.

e) What number of students were enrolled, what number received emergency grants, and how much grant aid did the students receive by IPEDS gender categories?

Men

Enrolled student count (unduplicated)

3,910

Number of students who received at least one Emergency Financial Aid Grant (unduplicated)

105

What was the total amount of grants disbursed to students through all HEERF funds?

\$ 300,787.75

Average HEERF Amount Awarded

\$2,864.65

Women

Enrolled student count (unduplicated)

7,824

Number of students who received at least one Emergency Financial Aid Grant (unduplicated)

274

What was the total amount of grants disbursed to students through all HEERF funds?

\$ 552,420.90

Average HEERF Amount Awarded

\$2,016.13

Students not categorized in IPEDS

Enrolled student count (unduplicated)

0

Number of students who received at least one Emergency Financial Aid Grant (unduplicated)

0

What was the total amount of grants disbursed to students through all HEERF funds?

\$ 0.00

Average HEERF Amount Awarded

f) What number of students were enrolled, what number received emergency grants and how much grant aid did the students receive by IPEDS age categories?

Institutions should follow IPEDS Fall enrollment guidelines (<https://nces.ed.gov/ipeds/use-the-data/survey-components/8/fall-enrollment>) for when to capture a student's age. For example, institutions operating on a traditional academic year calendar (semester, trimester, quarter, or 4-1-4) report Fall enrollment as of the institution's official fall reporting date or October 15. Institutions operating on a calendar that differs by program or that enrolls students on a continuous basis (referred to as program reporters) report Fall enrollment as students enrolled any time during the period August 1 and October 31.

Ages 25 and older

Enrolled student count (unduplicated)

2,462

Number of students who received at least one Emergency Financial Aid Grant (unduplicated)

12

What was the total amount of grants disbursed to students through all HEERF funds?

\$ 38,132.90

Average HEERF Amount Awarded

\$3,177.74

Ages 24 and younger

Enrolled student count (unduplicated)

9,272

Number of students who received at least one Emergency Financial Aid Grant (unduplicated)

367

What was the total amount of grants disbursed to students through all HEERF funds?

\$ 815,075.75

Average HEERF Amount Awarded

\$2,220.91

Age not available in administrative records (e.g., IPEDS, FAFSA, etc.)

Enrolled student count (unduplicated)

0

Number of students who received at least one Emergency Financial Aid Grant (unduplicated)

0

What was the total amount of grants disbursed to students through all HEERF funds?

\$ 0.00

Average HEERF Amount Awarded

Institutional Expenditures



9) Institutional expenditures

- a) Provide the total amount of HEERF funds expended during the reporting period on each of the following categories:

Providing additional Emergency Financial Aid Grants to students.

Amount in (a)(1) institutional do...	Amount in (a)(2) dollars, if applic...	Amount in (a)(3) dollars, if applic...
\$0.00	\$716,000.00	\$0.00

Explanatory Notes

None for the period of January 1, 2023, through December 31, 2023, for (a)(1) INSTITUTIONAL



Using Emergency Financial Aid Grants to cover student outstanding account balances for costs such as debt forgiveness, room, board, tuition, or fees.

Amount in (a)(1) institutional do...	Amount in (a)(2) dollars, if applic...	Amount in (a)(3) dollars, if applic...
\$137,208.65	\$0.00	\$0.00

Explanatory Notes

\$137,208.65 was used to cover outstanding account balances for the period of January 1, 2023, through December 31, 2023 for (a)(1) INSTITUTIONAL; See notes in 'Other Uses of (a)(1) Institutional Portion



Indirect cost recovery/facilities and administrative costs charged on the grants.

Amount in (a)(1) institutional do...
\$ 0.00

Amount in (a)(2) dollars, if applic...
\$ 0.00

Amount in (a)(3) dollars, if applic...
\$

Explanatory Notes



Covering the cost of providing additional technology hardware to students, such as laptops or tablets, or covering the added cost of technology fees.

Amount in (a)(1) institutional do...
\$ 0.00

Amount in (a)(2) dollars, if applic...
\$ 0.00

Amount in (a)(3) dollars, if applic...
\$ 0.00

Explanatory Notes



Providing or subsidizing the costs of high-speed internet to students or faculty to transition to an online environment.

Amount in (a)(1) institutional do...
\$ 0.00

Amount in (a)(2) dollars, if applic...
\$ 16,856.00

Amount in (a)(3) dollars, if applic...
\$ 0.00

Explanatory Notes

Provided access for high-speed internet and wireless capabilities



Subsidizing off-campus housing costs due to dormitory closures or decisions to limit housing to one student per room; subsidizing housing costs to reduce housing density; paying for hotels or other off-campus housing for students who need to be isolated; paying travel expenses for students who need to leave campus early due to coronavirus infections or campus interruptions.

Amount in (a)(1) institutional do...
\$ 0.00

Amount in (a)(2) dollars, if applic...
\$ 0.00

Amount in (a)(3) dollars, if applic...
\$ 0.00

Explanatory Notes



Subsidizing food service to reduce density in eating facilities, to provide pre-packaged meals, or to add hours to food service operations to accommodate social distancing.

Amount in (a)(1) institutional do...
\$ 0.00

Amount in (a)(2) dollars, if applic...
\$ 0.00

Amount in (a)(3) dollars, if applic...
\$ 0.00

Explanatory Notes



Costs related to operating additional class sections to enable social distancing, such as those for hiring more instructors and increasing campus hours of operations.

Amount in (a)(1) institutional do...
\$ 0.00

Amount in (a)(2) dollars, if applic...
\$ 0.00

Amount in (a)(3) dollars, if applic...
\$ 0.00

Explanatory Notes



Construction, Renovation, and Real Property Projects.

The Consolidated Appropriations Act, 2022 (P.L. 117-103), signed into law by President Biden on March 15, 2022, expanded the allowable uses of funds for IHEs that received funds under the HEERF (a)(2) programs (ALN 84.425J; T84.425K; 84.425L; 84.425M). Specifically, IHEs that received HEERF (a)(2) grant funds now may expend them on the acquisition of real property, renovations, or construction related to preventing, preparing for, and responding to the coronavirus. Before commencing any renovations, construction, or real property projects supported by HEERF (a)(2) grant funds, grantees must receive approval for the project from the Department. Include in explanatory notes, title(s) of construction, renovation, and real property projects.

Amount in (a)(2) dollars, if applicable
\$ 12,599,811.00

Explanatory Notes

Purchase apartment complex and provide HVAC upgrades and renovation required.



Purchasing, leasing, or renting additional instructional equipment and supplies (such as laboratory equipment or computers) to reduce the number of students sharing equipment or supplies during a single class period and to provide time for disinfection between uses.

Amount in (a)(1) institutional do...	Amount in (a)(2) dollars, if applic...	Amount in (a)(3) dollars, if applic...
\$ 0.00	\$ 97,038.00	\$ 0.00

Explanatory Notes

Purchased computer, equipment, and other instructional materials.

Purchasing faculty and staff training in online instruction; or paying additional funds to staff who are providing training in addition to their regular job responsibilities.

Amount in (a)(1) institutional do...	Amount in (a)(2) dollars, if applic...	Amount in (a)(3) dollars, if applic...
\$ 623,376.17	\$ 429,709.00	\$ 0.00

Explanatory Notes

a(2) faculty and staff training to support online education.

Purchasing, leasing, or renting additional equipment or software to enable distance learning, or upgrading campus wi-fi access or extending open networks to parking lots or public spaces, etc.

Amount in (a)(1) institutional do...	Amount in (a)(2) dollars, if applic...	Amount in (a)(3) dollars, if applic...
\$ 0.00	\$ 3,412,196.00	\$ 0.00

Explanatory Notes

a(2) purchased University-wide equipment, software, and other wireless equipment and materials to increase online curriculum inventory

Implementing evidence-based practices to monitor and suppress coronavirus in accordance with public health guidelines.

Include campus safety and operations activities here. To the extent that campus safety and operations were not evidence-based, describe those activities in the explanatory notes field.

Amount in (a)(1) institutional do...	Amount in (a)(2) dollars, if applic...	Amount in (a)(3) dollars, if applic...
\$ 0.00	\$ 1,123,251.00	\$ 0.00

Explanatory Notes

Purchase and provided materials, resources, equipment, Vaccines, and protective equipment designed to address all COVID-19 protocols.

Conducting direct outreach to financial aid applicants about the opportunity to receive a financial aid adjustment due to the recent unemployment of a family member or independent student, or other circumstances, described in section 479A of the Higher Education Act of 1965.

Amount in (a)(1) institutional do...	Amount in (a)(2) dollars, if applic...	Amount in (a)(3) dollars, if applic...
\$ 0.00	\$ 0.00	\$ 0.00

Explanatory Notes



Replacing lost revenue from all sources.

Please see the Department's HEERF Lost Revenue FAQs (March 19, 2021) for more information regarding what may be appropriately included in an estimate of lost revenue.

Amount in (a)(1) institutional do...	Amount in (a)(2) dollars, if applic...	Amount in (a)(3) dollars, if applic...
\$ 0.00	\$ 0.00	\$ 0.00

Explanatory Notes



Other Uses of (a)(1) Institutional Portion funds.

Amount in (a)(1) institutional do...
\$ 2,764,025.03

Explanatory Notes

This includes the \$137,208.65 from the category 'Using Emergency Financial Aid Grants to cover student outstanding account balances for costs such as debt forgiveness, room, board, tuition, or fees'; We're not



Other uses of (a)(2) or (a)(3) funds, if applicable.

Amount in (a)(2) dollars, if applic...	Amount in (a)(3) dollars, if applic...
\$ 1,678,256.00	\$ 0.00

Explanatory Notes

a(2) Includes emergency aid to students includes \$1,168,323. Not able to place data in category. Other expenditures \$509,933 includes staffing, property and other support related to COVID-19.



Annual Institutional Expenditures for each Program

Amount in (a)(1) institutional do...	Amount in (a)(2) dollars, if applic...	Amount in (a)(3) dollars, if applic...
\$3,524,609.85	\$20,073,117.00	\$0.00

Total of Institutional Annual Expenditures

Amount in all institutional dollars
\$23,597,726.85

Lost Revenue



b) Estimate how much of the lost revenue reported above came from revenue lost from each of the following sources:

These categories are the categories described in Question 3 of the HEERF Lost Revenue FAQs (March 19, 2021, available at <https://www2.ed.gov/about/offices/list/ope/heerflostrevenuefaqs.pdf>).

Academic
Resources

Estimated Amount
\$ 0.00

Unpaid student
accounts
receivable or
other student
account debts
(including
tuition, fees,
and
institutional
charges)

Estimated Amount
\$

Room and
board

Estimated Amount
\$

Enrollment
declines,
including
reduced
tuition, fees,
and
institutional
charges

Estimated Amount
\$

Supported
research

Estimated Amount
\$

Summer terms
and camps

Estimated Amount
\$ 0.00

Auxiliary services
sources

Estimated Amount
\$ 0.00

Cancelled
ancillary events

Estimated Amount
\$ 0.00

Disruption of food
service

Estimated Amount
\$ 0.00

<div>Dormitory services</div> <div>Estimated Amount \$ 0.00</div>	<div>Childcare services</div> <div>Estimated Amount \$ 0.00</div>	<div>Use of facilities or venues, including external events such as weddings, receptions, or conferences (other than facilities associated with sectarian instruction or religious worship)</div> <div>Estimated Amount \$ 0.00</div>	<div>Bookstore revenue</div> <div>Estimated Amount \$ 0.00</div>
<div>Parking revenue</div> <div>Estimated Amount \$ 0.00</div>	<div>Lease revenue</div> <div>Estimated Amount \$ 0.00</div>	<div>Royalties</div> <div>Estimated Amount \$ 0.00</div>	<div>Other operating revenue</div> <div>Estimated Amount \$ 0.00</div>
<div>Total (a)(1) lost revenue funds</div> <div>\$ 0.00</div>	<div>Total (a)(2) lost revenue funds</div> <div>\$ 0.00</div>	<div>Total (a)(3) lost revenue funds</div> <div>\$ 0.00</div>	<div>TOTAL LOST REVENUE HEERF</div> <div>\$ 0.00</div> <div>Estimated amounts need to sum to amounts reported in 9a</div>

c) Briefly describe the "other operating revenue" reported above:

Brief description

Enrollment - Academic

10) Provide the unduplicated count of students who were enrolled at least once as a degree/certificate seeking student within the reporting period and their enrollment status at the end reporting period. The three statuses (completed, withdrawn, and still enrolled) need to add up to the total number of students enrolled.

Enrollment status for all degree/certificate-seeking studen... ^

a) Complete the following table for the applicable reporting period

Academic level

UNDERGRADUATE STUDENTS

For students in both undergraduate and graduate categories, classify as a graduate student

Number of degree/certificate seeking students

Degree/Cert Seeking Students
9,175

Number of degree/cert. seeking students who completed a program at your institution

Students Completed
1,365

Number of degree/cert. seeking students who did not complete but were still enrolled at your institution

Students Did Not Complete
6,546

Number of degree/cert. seeking students who did not complete and withdrew from your institution

Students Withdrew
1,264

Academic level

GRADUATE STUDENTS

For students in both undergraduate and graduate categories, classify as a graduate student

Number of degree/certificate seeking students

Degree/Cert Seeking Students
1,990

Number of degree/cert. seeking students who completed a program at your institution

Students Completed
596

Number of degree/cert. seeking students who did not complete but were still enrolled at your institution

Students Did Not Complete
1,200

Number of degree/cert. seeking students who did not complete and withdrew from your institution

Students Withdrew
194

Pell grant status (undergraduates only)
PELL GRANT RECIPIENTS
Designate the student as a Pell grant recipient if the student was a Pell grant recipient at any time within the applicable reporting period

Number of degree/certificate seeking students

Degree/Cert Seeking Students
5,622

Number of degree/cert. seeking students who completed a program at your institution

Students Completed
816

Number of degree/cert. seeking students who did not complete but were still enrolled at your institution

Students Did Not Complete
4,146

Number of degree/cert. seeking students who did not complete and withdrew from your institution

Students Withdrew
660

Pell grant status (undergraduates only)
NON-PELL GRANT RECIPIENTS

Designate the student as a Pell grant recipient if the student was a Pell grant recipient at any time within the applicable reporting period

Number of degree/certificate seeking students

Degree/Cert Seeking Students
3,553

Number of degree/cert. seeking students who completed a program at your institution

Students Completed
549

Number of degree/cert. seeking students who did not complete but were still enrolled at your institution

Students Did Not Complete
2,400

Number of degree/cert. seeking students who did not complete and withdrew from your institution

Students Withdrew
604

Enrollment intensity

PART-TIME

For students who had multiple enrollment intensities, classify as full-time

Number of degree/certificate seeking students

Degree/Cert Seeking Students
1,001

Number of degree/certificate seeking students who completed a program at your institution

Students Completed
290

Number of degree/certificate seeking students who did not complete but were still enrolled at your institution (i.e., last enrollment record at the end of the reporting period is not a withdraw record)

Students Did Not Complete
371

Number of degree/certificate seeking students who did not complete and withdrew from your institution (i.e., no completion record and the

last enrollment record at the end of the reporting period is a withdraw record)

Students Withdrew
340

Enrollment intensity

FULL-TIME

For students who had multiple enrollment intensities, classify as full-time

Number of degree/certificate seeking students

Degree/Cert Seeking Students
10,164

Number of degree/certificate seeking students who completed a program at your institution

Students Completed
1,671

Number of degree/certificate seeking students who did not complete but were still enrolled at your institution (i.e., last enrollment record at the end of the reporting period is not a withdraw record)

Students Did Not Complete
7,375

Number of degree/certificate seeking students who did not complete and withdrew from your institution (i.e., no completion record and the last enrollment record at the end of the reporting period is a withdraw record)

Students Withdrew
1,118

Enrollment - Race



- 10) Provide the unduplicated count of students who were enrolled at least once as a degree/certificate seeking student within the reporting period and their enrollment status at the end reporting period. The three statuses (completed, withdrawn, and still enrolled) need to add up to the total number of students enrolled.

Current reporting year

^

a) Complete the following table for the applicable reporting period

Race/ethnicity (IPEDS categories)
AMERICAN INDIAN OR ALASKA NATIVE

Degree/Cert Seeking Students
9

Students Completed
1

Students Did Not Complete
7

Students Withdrew
1

Race/ethnicity (IPEDS categories)
ASIAN

Degree/Cert Seeking Students
85

Students Completed
15

Students Did Not Complete
57

Students Withdrew
13

Race/ethnicity (IPEDS categories)
BLACK OR AFRICAN AMERICAN

Degree/Cert Seeking Students
9,603

Students Completed
1,682

Students Did Not Complete
6,674

Students Withdrew
1,247

Race/ethnicity (IPEDS categories)
HISPANIC/LATINO

Degree/Cert Seeking Students
662

Students Completed
101

Students Did Not Complete
466

Students Withdrew
95

Race/ethnicity (IPEDS categories)
NATIVE HAWAIIAN OR OTHER PACIFIC ISLANDER

Degree/Cert Seeking Students
0

Students Completed
0

Students Did Not Complete
0

Students Withdrew
0

Race/ethnicity (IPEDS categories)
WHITE

Degree/Cert Seeking Students
526

Students Completed
100

Students Did Not Complete
357

Students Withdrew
69

Race/ethnicity (IPEDS categories)
TWO OR MORE RACES

Degree/Cert Seeking Students
238

Students Completed
55

Students Did Not Complete
154

Students Withdrew
29

Race/ethnicity (IPEDS categories)
RACE/ETHNICITY UNKNOWN

Degree/Cert Seeking Students
1

Students Completed
0

Students Did Not Complete
1

Students Withdrew
0

Race/ethnicity (IPEDS categories)
NONRESIDENT ALIEN

Degree/Cert Seeking Students

41

Students Completed

7

Students Did Not Complete

30

Students Withdrew

4

Enrollment - Gender/Age

- 10) Provide the unduplicated count of students who were enrolled at least once as a degree/certificate seeking student within the reporting period and their enrollment status at the end reporting period. The three statuses (completed, withdrawn, and still enrolled) need to add up to the total number of students enrolled.

Current reporting year

- a) Complete the following table for the applicable reporting period

Gender (IPEDS categories)

WOMEN

Number of degree/certificate seeking students

Degree/Cert Seeking Students

7,470

Number of degree/certificate seeking students who completed a program at your institution

Students Completed

1,339

Number of degree/certificate seeking students who did not complete but were still enrolled at your institution (i.e., last enrollment record at the

end of the reporting period is not a withdraw record)

Students Did Not Complete
5,210

Number of degree/certificate seeking students who did not complete and withdrew from your institution (i.e., no completion record and the last enrollment record at the end of the reporting period is a withdraw record)

Students Withdrew
921

Gender (IPEDS categories)
MEN

Number of degree/certificate seeking students

Degree/Cert Seeking Students
3,695

Number of degree/certificate seeking students who completed a program at your institution

Students Completed
622

Number of degree/certificate seeking students who did not complete but were still enrolled at your institution (i.e., last enrollment record at the end of the reporting period is not a withdraw record)

Students Did Not Complete
2,536

Number of degree/certificate seeking students who did not complete and withdrew from your institution (i.e., no completion record and the last enrollment record at the end of the reporting period is a withdraw record)

Students Withdrew
537

Age (IPEDS categories)
AGES 25 AND OLDER

Number of degree/certificate seeking students

Degree/Cert Seeking Students
2,401

Number of degree/certificate seeking students who completed a program at your institution

Students Completed
693

Number of degree/certificate seeking students who did not complete but were still enrolled at your institution (i.e., last enrollment record at the end of the reporting period is not a withdraw record)

Students Did Not Complete
1,271

Number of degree/certificate seeking students who did not complete and withdrew from your institution (i.e., no completion record and the last enrollment record at the end of the reporting period is a withdraw record)

Students Withdrew
437

Age (IPEDS categories) AGES 24 AND YOUNGER

Number of degree/certificate seeking students

Degree/Cert Seeking Students
8,764

Number of degree/certificate seeking students who completed a program at your institution

Students Completed
1,268

Number of degree/certificate seeking students who did not complete but were still enrolled at your institution (i.e., last enrollment record at the end of the reporting period is not a withdraw record)

Students Did Not Complete
6,475

Number of degree/certificate seeking students who did not complete and withdrew from your institution (i.e., no completion record and the last enrollment record at the end of the reporting period is a withdraw record)

Students Withdrew
1,021

Age (IPEDS categories)

AGE NOT AVAILABLE IN ADMINISTRATIVE RECORDS
(E.G., IPEDS, FAFSA, ETC.)

Number of degree/certificate seeking students

Degree/Cert Seeking Students

0

Number of degree/certificate seeking students who completed a
program at your institution

Students Completed

0

Number of degree/certificate seeking students who did not complete but
were still enrolled at your institution (i.e., last enrollment record at the
end of the reporting period is not a withdraw record)

Students Did Not Complete

0

Number of degree/certificate seeking students who did not complete
and withdrew from your institution (i.e., no completion record and the
last enrollment record at the end of the reporting period is a withdraw
record)

Students Withdrew

0

FTE Positions

- 11) Provide the number of full-time equivalent (FTE) positions as of the listed reporting dates by IPEDS categories. (The number of FTE positions includes all staff regardless of whether the position is funded by Federal, State, local, or other funds—including instructional and non-instructional staff and contractors—and equals the sum of the number of full-time positions plus the full-time equivalent of the number of part-time positions).

Instructional Staff

An occupational category that is comprised of staff who are either: 1) Primarily Instruction or 2) Instruction combined with research and/or public service. The intent of the Instructional Staff category is to include all individuals whose primary

occupation includes instruction at the institution.

Full-time equivalent (FTE) positions as of November 1, 2023

626

Non-Instructional Staff

Full-time equivalent (FTE) positions as of November 1, 2023

1,037

Accreditor Approval



12) Did your institution receive approval from your primary accreditor to offer distance education after the start of the national emergency?

a) Did your institution receive temporary approval from your primary accreditor to offer distance education?

Yes

No

b) Did your institution receive permanent approval from your primary accreditor to offer distance education?

Yes

No

c) Provide the name of your institution's primary accreditor that provided temporary and/or permanent approval


Southern Association of Colleges and Schools Commission on Colleges (SACSCOC)


d) Are you accredited by an agency that does not have distance education within its scope of recognition and therefore relied on COVID-19 flexibilities to offer distance education?


Yes


No


Site Resources



-  About the Data


 Grantee Help



 Data Download

 API Documentation


 Glossary

 ESF Contacts
-  About the Data

 Grantee Help

 Data Download
-  API Documentation

 Glossary

 ESF Contacts



www.covid-relief-data.ed.gov
An official website of the Department of Education

Website Policies

Looking for U.S. government information and services? **Visit USA.gov**
Looking for U.S. government information and services?**Visit USA.gov**

U.S. Department of Education



Contact Us

1-800-USA-LEARN

U.S. Department of Education



Contact Us

1-800-USA-LEARN