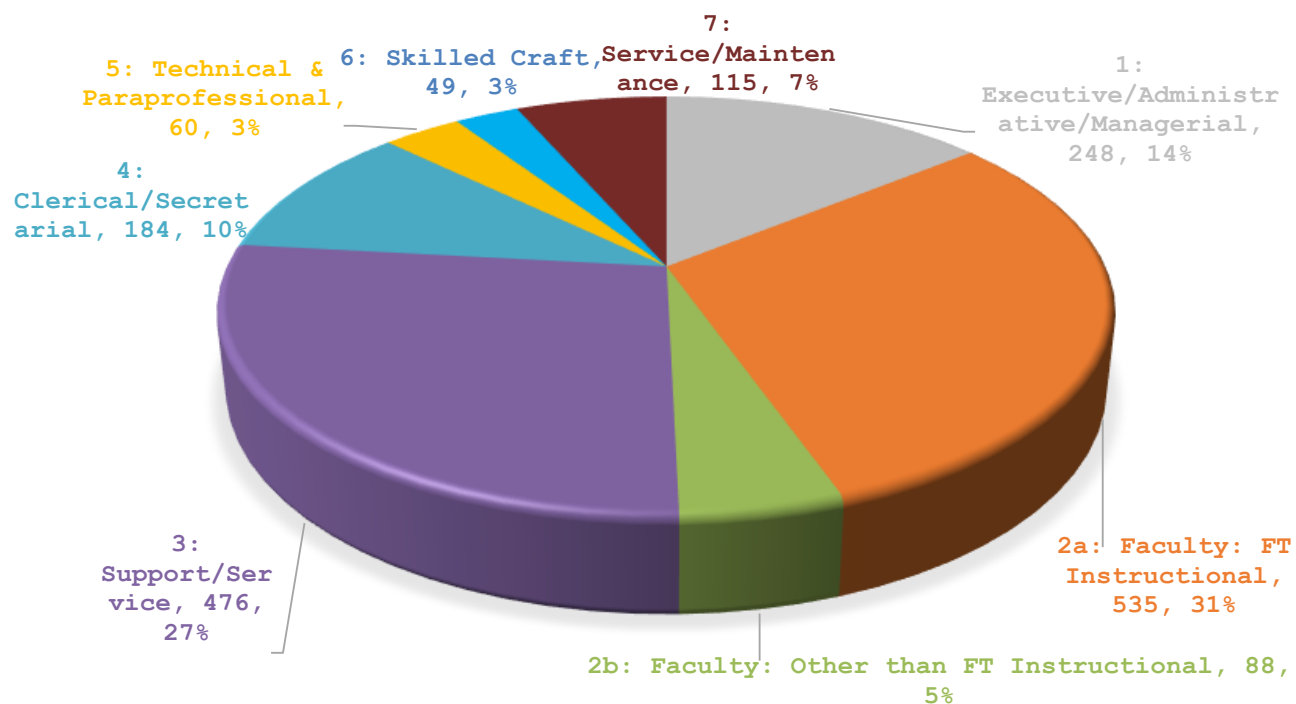




*Florida A & M University
2020-2021 Fact Book*

**Faculty
and
Staff**

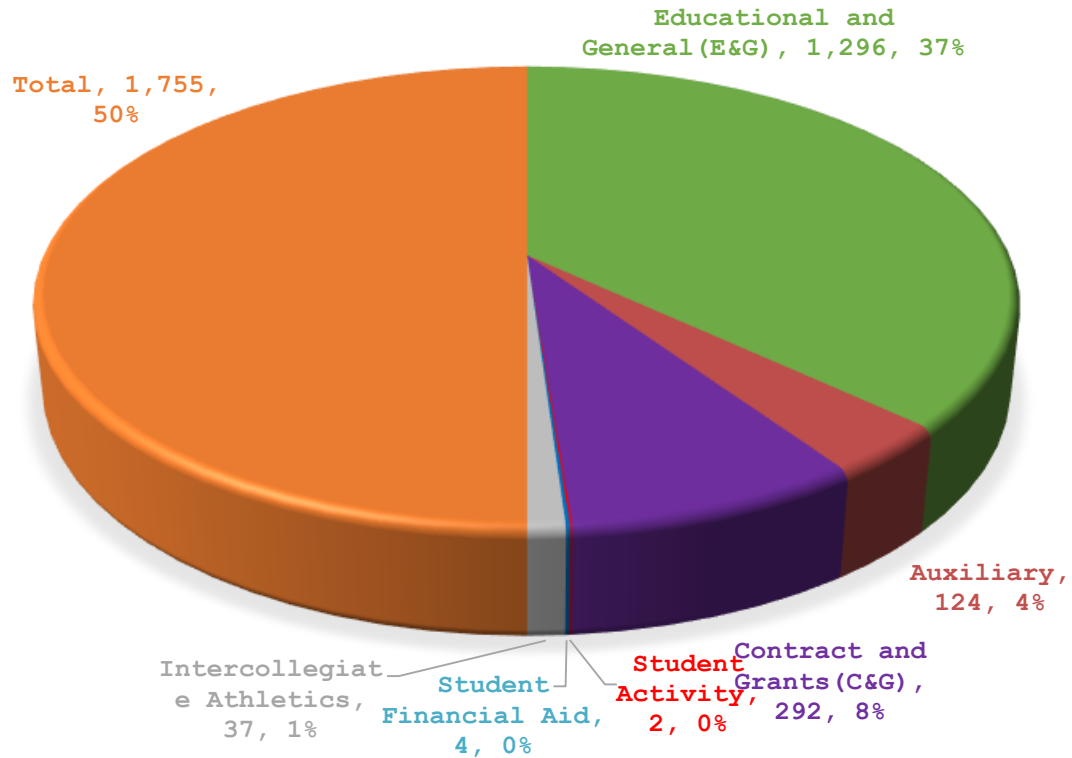
University Employees by Occupational Activity Code Fall 2020 (not including OPS)



Occupational Activity Code	Female	Male	Total
1: Executive/Administrative/Managerial	137	111	248
2a: Faculty: FT Instructional	250	285	535
2b: Faculty: Other than FT Instructional	51	37	88
3: Support/Service	326	150	476
4: Clerical/Secretarial	158	26	184
5: Technical & Paraprofessional	26	34	60
6: Skilled Craft	1	48	49
7: Service/Maintenance	46	69	115
Total	995	760	1,755



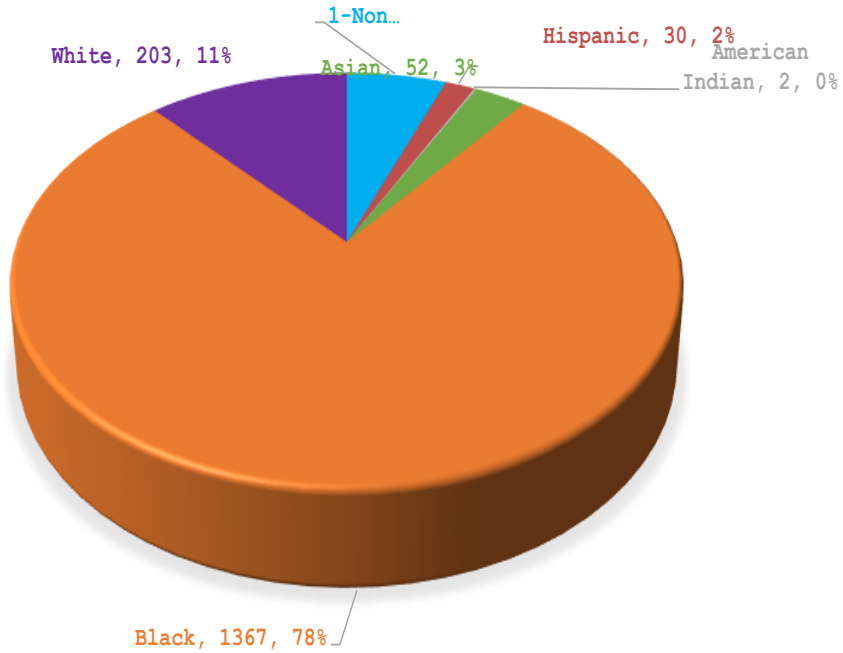
University Employees by Budget Entity Fall 2020 (not including OPS)



Budget Entity	Female	Male	Total
Educational and General(E&G)	714	582	1,296
Auxiliary	73	51	124
Contract and Grants(C&G)	193	99	292
Student Activity	1	1	2
Student Financial Aid	4	0	4
Intercollegiate Athletics	10	27	37
Total	995	760	1,755



University Employees by Ethnic Origin Fall 2020 (not including OPS)



Note: American Indian < 1%

Occupational Activity Code	1-Non Resident Alien	Hispanic	American Indian	Asian	Black	White	Total
1: Executive/Administrative/Managerial	5	3	0	7	206	27	248
2a: Faculty: FT Instructional	54	13	1	27	339	101	535
2b: Faculty: Other than FT Instructional	16	1	0	10	54	7	88
3: Support/Service	20	8	1	7	401	39	476
4: Clerical/Secretarial	2	2	0	0	169	11	184
5: Technical & Paraprofessional	3	2	0	1	45	9	60
6: Skilled Craft	0	0	0	0	43	6	49
7: Service/Maintenance	1	1	0	0	110	3	115
Total	101	30	2	52	1367	203	1755



University Employees by Class Code, by Gender Fall 2020

Class Code / Class Title	Female	Male	Total
0004 -- Senior Clerk	5	1	6
0102 -- Secretary	4	0	4
0108 -- Senior Secretary	5	0	5
0114 -- Executive Secretary	2	0	2
0186 -- Cashier	1	0	1
0261 -- Telephone Systems Operator	1	0	1
0294 -- Student Affairs Associate	8	3	11
0380 -- Extension Program Asst	1	2	3
0705 -- Office Assistant	6	0	6
0710 -- Administrative Assistant	42	3	45
0715 -- Sr Administrative Assistant	7	0	7
0716 -- Office Manager	28	5	33
0918 -- Strkeeper/Recv Clerk	0	2	2
0921 -- Sr Strkeeper/Recv Clerk	0	2	2
0928 -- Stores/Receiving Manager	0	3	3
0939 -- Property Manager	0	1	1
1006 -- Human Resources Representative	3	0	3
1012 -- Sr Hr Representative	8	0	8
1306 -- Child Care Group Leader	1	0	1
1415 -- Fiscal Assistant	1	0	1
1418 -- Sr Fiscal Asst	3	1	4
1427 -- Accountant	12	1	13
1434 -- Senior Accountant	2	1	3
2017 -- Its Support Specialist	2	2	4
2031 -- Telecommunications Spec	0	1	1
2035 -- Sr Telecomm Spec	0	1	1
2050 -- Computer Support Specialist	1	5	6
2052 -- Sr Computer Support Spec	1	0	1
2056 -- Computer Support Analyst	0	2	2
2102 -- Comp Programmer Analyst	1	0	1
2130 -- Its Field Service Technician	1	0	1
2415 -- Senior Grants Specialist	3	0	3
2417 -- Grants Specialist Supervisor	1	0	1
3709 -- Art/Publication Production Spc	2	0	2
3718 -- Print Shop Manager	0	1	1
3721 -- Sr Art/Publ Prod Specialist	1	0	1
3723 -- Audio-Visual Equipment Operato	0	1	1
3726 -- Audio-Visual Specialist	1	2	3



University Employees by Class Code, by Gender Fall 2020 (cont)

Class Code / Class Title	Female	Male	Total
3754 -- Procurement Associate	1	0	1
4206 -- Program Assistant	31	6	37
4245 -- Sr Univ Union Prog Spec	0	1	1
4262 -- Financial Aid Officer	2	0	2
4264 -- Sr Financial Aid Officer	2	0	2
4274 -- Admissions/Registrar Officer	7	1	8
4275 -- Sr Admissions/Reg Officer	3	0	3
4303 -- Library Technical Assistant	2	3	5
4304 -- Sr Library Technical Assistant	8	5	13
4306 -- Library Technical Asst Supv	2	0	2
4609 -- Engineering Technician	0	1	1
4611 -- Rsch Engineering Support Spec	0	1	1
4630 -- Engineer	1	1	2
4633 -- Senior Engineer	0	1	1
5017 -- Laboratory Technician	1	1	2
5027 -- Sr Laboratory Technician	0	2	2
5033 -- Biological Scientist	1	0	1
5035 -- Sr Biological Scientist	1	0	1
5083 -- Sr Teaching Lab Spec	0	1	1
5297 -- Adv Reg Nurse Practitioner	1	0	1
5522 -- Certified Medical Assistant	1	0	1
5599 -- Licensed Practical Nurse	1	0	1
6213 -- Food Service Worker	1	0	1
6223 -- Food Service Manager	1	0	1
6330 -- Hvac Operator	0	3	3
6331 -- Sr Hvac Operator	0	3	3
6357 -- Utilities Superintendent	0	2	2
6374 -- Maintenance Support Worker	0	2	2
6376 -- Maintenance Supervisor	0	3	3
6382 -- Sr Maintenance Superintendent	0	2	2
6389 -- Laborer	0	2	2
6390 -- Operations Supervisor	0	3	3
6394 -- Groundskeeper	1	4	5
6395 -- Sr Groundskeeper	0	3	3
6398 -- Landscaping/Grounds Superint	0	2	2
6423 -- Locksmith	0	2	2
6426 -- Painter	0	2	2
6432 -- Carpenter	0	1	1
6435 -- Roofer	0	2	2



University Employees by Class Code, by Gender Fall 2020 (cont)

Class Code / Class Title	Female	Male	Total
6444 -- Electrician	0	4	4
6445 -- Senior Electrician	0	1	1
6452 -- Sr. Refrigeration Mechanic	0	4	4
6466 -- Maintenance Mechanic	0	8	8
6467 -- Maintenance Specialist	0	14	14
6516 -- Machinist	0	1	1
6526 -- Custodial Worker	26	24	50
6527 -- Sr Custodial Worker	5	7	12
6529 -- Sr Custodial Supervisor	1	2	3
6533 -- Custodial Services Supt	2	1	3
7230 -- Control/Alarm Sys Technician	0	2	2
7235 -- Electronic Tech Supv	0	1	1
7407 -- Senior Laboratory Animal Tech	1	2	3
7421 -- Financial Svcs Officer	2	0	2
7425 -- Sr Financial Svcs Officer	6	0	6
7515 -- Farm Manager	0	2	2
7521 -- Sr Agricultural Assisant	0	3	3
8410 -- Police Service Technician	2	2	4
8412 -- Police Comm Operator	4	0	4
8515 -- Law Enforcement Officer	2	9	11
8517 -- Law Enforcement Corporal	0	2	2
8519 -- Law Enforcement Sergeant	1	1	2
8522 -- Law Enforcement Lieutenant	1	1	2
8541 -- Law Enforcement Invest	1	0	1
8826 -- Industrial Safety Hlth Officer	1	0	1
9001 -- Professor	52	115	167
9002 -- Associate Professor	84	83	167
9003 -- Assistant Professor	72	65	137
9004 -- Instructor	50	31	81
9007 -- Distinguished Service Prof	0	1	1
9017 -- Univ School Assoc Professor	1	0	1
9018 -- University School Asst Prof	3	1	4
9019 -- University School Instructor	30	9	39
9053 -- University Librarian	3	1	4
9054 -- Assoc Univ Librarian	3	1	4
9055 -- Asst Univ Librarian	3	1	4
9056 -- Instructor Librarian	3	2	5
9082 -- Assistant Professor, Research	0	2	2
9115 -- Coordinator	3	2	5



University Employees by Class Code, by Gender Fall 2020 (cont)

Class Code / Class Title	Female	Male	Total
9121 -- Assistant In	2	7	9
9122 -- Extension Agent Iv	1	0	1
9123 -- Extension Agent Iii	2	1	3
9124 -- Extension Agent Ii	2	1	3
9125 -- Extension Agent I	4	0	4
9126 -- Program Director	1	0	1
9166 -- Research Associate	12	17	29
9173 -- Counselor/Advisor	41	15	56
9178 -- Instructional Specialist	1	0	1
9181 -- Graduate Research Associate	4	5	9
9183 -- Graduate Teaching Associate	1	1	2
9189 -- Postdoctoral Assoc	1	0	1
9199 -- Faculty Administrator	12	9	21
9202 -- Vp, Str Plan, Anal & Inst Eff	1	0	1
9203 -- Media/Digital Artist	0	1	1
9208 -- Senior Auditor	1	2	3
9212 -- Assistant Dean	1	1	2
9213 -- Coordinator, Equal Opp Prog	1	0	1
9215 -- Coordinator, Human Resources	3	1	4
9217 -- Executive Assistant	11	3	14
9218 -- Coordinator, Accounting	9	3	12
9225 -- Coordinator, Admin Services	27	2	29
9226 -- Coordinator, Mgmt Analysis	3	6	9
9229 -- Asst Dir, University Press	1	0	1
9230 -- Director, Financial Svs	1	0	1
9232 -- Coordinator, Adm/Registration	6	7	13
9233 -- Vp, Audit	0	1	1
9236 -- Coordinator, Bus & Fin/Aux Svs	1	1	2
9238 -- Coordinator, Environ Hlth/Saf	0	3	3
9241 -- Coordinator, Academic Prog	15	6	21
9244 -- Assoc Vice President, Hr	1	0	1
9246 -- Director, Academic Prog	1	1	2
9250 -- Assoc Dir, Res Prog/Serv	0	1	1
9252 -- Asst Dir, Univ Computer System	2	2	4
9257 -- Vp, Finance & Admin/Cfo	0	1	1
9258 -- Coordinator, Budget	4	1	5
9259 -- Vp, Student Affairs	0	1	1
9261 -- Assoc Vp, Info Technology	0	1	1
9267 -- Coordinator, Compliance	2	0	2



University Employees by Class Code, by Gender Fall 2020 (cont)

Class Code / Class Title	Female	Male	Total
9269 -- Assoc Vp Student Affairs	2	2	4
9270 -- Asst Vp Student Affairs	0	2	2
9271 -- Asst Vp, Finance & Admin	2	0	2
9274 -- Vp, Legal Affairs & Gc	1	0	1
9276 -- Asst Vp,academic Affairs	1	0	1
9277 -- Coordinator, Clinical Prog	2	1	3
9280 -- Pharmacy Manager	1	1	2
9282 -- Coordinator, Student Fin Aid	2	1	3
9283 -- Assistant Director, Clin Prog	1	0	1
9284 -- Asst Dir. Adv/Alumni Aff.	2	0	2
9286 -- Director, Multipurpose Fac	0	2	2
9288 -- Executive Associate	2	0	2
9290 -- Asst Director, Edu Trng Prog	1	0	1
9291 -- Coordinator, Edu Training Prog	5	1	6
9295 -- Assistant Controller	3	2	5
9298 -- Associate Controller	3	1	4
9300 -- Dir Career Development Serv	1	1	2
9302 -- Asst Vp, Str Plan, Anal & le	0	1	1
9303 -- Director, University Budgets	1	0	1
9304 -- Clinical/Admin Psychologist	2	0	2
9305 -- Dir Univ Rel/Public Affairs	1	1	2
9306 -- Assoc General Counsel	1	1	2
9307 -- Coordinator, Univ Rel/Pub Aff	2	1	3
9308 -- Director, Academic Support Svs	9	1	10
9309 -- Assoc Dir,acad Support	1	0	1
9310 -- Dir Advancement/Alumni Affairs	5	0	5
9311 -- Asst Dir, Bus And Fin/Aux Serv	4	1	5
9312 -- Asst Director, Human Resources	2	0	2
9313 -- Assoc Dir, Adv/Alum Aff/Comm	1	0	1
9314 -- Coordinator, Adv/Alum Aff	6	0	6
9317 -- Executive Director	1	3	4
9318 -- Assoc Vp, Finance & Admin	0	1	1
9320 -- Director, Audit	1	0	1
9321 -- Dir Bus And Fin/Aux Services	1	1	2
9325 -- Director, Purchasing	1	0	1
9327 -- Asst Dir. Academic Sup. Serv	3	1	4
9329 -- Dir Research Programs/Services	4	2	6
9330 -- Mental Health Professional	1	2	3
9332 -- Dir,univ Computer Systems	0	4	4



University Employees by Class Code, by Gender Fall 2020 (cont)

Class Code / Class Title	Female	Male	Total
9335 -- Coordinator, Computer App	8	8	16
9336 -- Director, Human Resources	1	0	1
9337 -- Assoc Dir Hum Res/Pers Rel	3	0	3
9339 -- Coordinator, Statistical Rsch	1	1	2
9341 -- Dir Environment Health/Safe	1	0	1
9342 -- Erp Analyst	6	3	9
9344 -- Director, Facilities Planning	0	1	1
9346 -- Facilities Project Manager	1	3	4
9350 -- Dir, University Housing	1	0	1
9351 -- Assoc Dir,univ Housing	0	1	1
9352 -- Coordinator, Univ Housing	1	0	1
9353 -- Dir Physical Plant	0	2	2
9355 -- Univ Registrar	1	0	1
9357 -- Associate Director, Admissions	0	1	1
9358 -- Dir, Admissions/Registrar	2	0	2
9361 -- Coordinator, Hs Or Com Col Rel	1	1	2
9365 -- Dir Urban Policy & Commerce	0	1	1
9368 -- Director, Continuing Education	1	0	1
9369 -- Asst Dir Univ Housing	0	2	2
9370 -- Coordinator, Continuing Edu	1	0	1
9375 -- Asst Dir Student Affairs	1	4	5
9378 -- Asst. Vp Alumni Affairs/Advanc	4	0	4
9385 -- Asst. Dir., Admission/Reg	1	2	3
9386 -- Business/Management Analyst	3	1	4
9387 -- Assistant Director, Facilities	1	0	1
9388 -- Coordinator, Info/Publ Svs	3	0	3
9392 -- Director, Museum Operations	1	1	2
9395 -- Auditor	1	0	1
9396 -- Coordinator, Acad Supp Svs	18	13	31
9402 -- Coordinator, Public Functions	0	1	1
9403 -- Assoc. Dir., Instructional Tec	0	1	1
9408 -- Asst Director/Univ Relations	0	4	4
9409 -- Director,radio/Tv Station	0	2	2
9413 -- Assistant Dir Instl Res	1	0	1
9414 -- Asst University Registrar	1	1	2
9420 -- Associate Director Research	1	0	1
9421 -- Director, Student Affairs	5	2	7
9427 -- Coordinator, Student Affairs	26	10	36
9428 -- Director, Student Fin Aid	1	0	1



University Employees by Class Code, by Gender Fall 2020 (cont)

Class Code / Class Title	Female	Male	Total
9429 -- Asst Dir, Student Fin Aid	4	0	4
9431 -- Academic Advisor (A&p)	3	2	5
9432 -- Dir,univ Counseling Ctr	1	0	1
9437 -- Asst Dir Academic Program	0	1	1
9438 -- Asst Dir Research Prog/Serv	2	1	3
9439 -- Chief Compl & Ethics Officer	1	0	1
9440 -- Director Student Hlth Serv	1	0	1
9444 -- Coordinator, Research Prog/Svs	16	8	24
9450 -- Asst Dir, Career Dvpt Svcs	2	0	2
9451 -- Coordinator, Career Dev. Svs	5	2	7
9459 -- Business Manager	3	0	3
9465 -- Assoc Dir Univ Computer System	2	2	4
9467 -- Assistant Athletic Coach	2	16	18
9469 -- Head Athletic Coach	4	6	10
9470 -- Vp, Athletics	0	1	1
9471 -- Assoc Dir Intercoll Athletics	1	2	3
9475 -- Coordinator, Comp Sys Cntrl	1	2	3
9476 -- Coordinator, Intercoll Athl	1	1	2
9477 -- Dir, Univ Equal Opp Prog	1	0	1
9478 -- Specialist,computer Sys Cntrl	2	2	4
9481 -- Coordinator, Telecommunication	0	1	1
9483 -- Athletic Trainer	1	1	2
9484 -- Asst Director, Univ Budgets	0	1	1
9486 -- Coordinator, Facilities	4	2	6
9488 -- Coordinator, Purchasing	2	1	3
9492 -- Dep Director, Intercoll Ath	1	1	2
9493 -- Assoc Dir Stud Fin Aid	2	0	2
9496 -- Asst Dir Equal Opp Programs	0	1	1
9498 -- Asst General Counsel	1	0	1
Total	995	760	1,755



Instructional Faculty by Class Code and Ethnic Origin

Fall 2018	1-NonResident	Hispanic	AmericanIndian	Asian	Black	White	Total
Professor	10	3	0	13	103	34	163
Associate Professor	12	7	0	5	104	26	154
Assistant Professor	14	6	0	6	96	24	146
Instructor	10	3	0	2	52	9	76
Tota	46	19	0	26	355	93	539

Fall 2019	1-NonResident	Hispanic	AmericanIndian	Asian	Black	White	Total
Professor	13	3	0	12	98	34	160
Associate Professor	12	5	0	5	106	33	161
Assistant Professor	16	6	0	7	91	25	145
Instructor	13	3	0	2	53	12	83
Tota	54	17	0	26	348	104	549

Fall 2020	1-NonResident	Hispanic	AmericanIndian	Asian	Black	White	Total
Professor	15	3	0	12	94	27	151
Associate Professor	10	5	0	6	107	38	166
Assistant Professor	17	3	0	7	88	22	137
Instructor	12	2	1	2	50	14	81
Tota	54	13	1	27	339	101	535



Instructional Faculty by Class Code and Gender

Class Code	Fall 2018			Fall 2019			2020		
	Female	Male	Total	Female	Male	Total	Female	Male	Total
Professor	50	113	163	50	110	160	45	106	151
Associate Professor	75	79	154	81	80	161	83	83	166
Assistant Professor	73	73	146	77	68	145	72	65	137
Instructor	52	24	76	50	33	83	50	31	81
Total	250	289	539	258	291	549	250	285	535

Instructional Faculty by Tenure Status

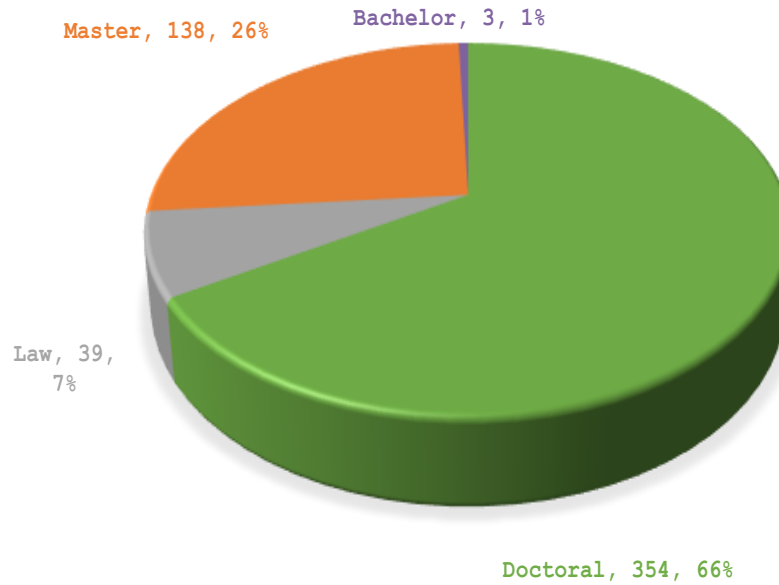
Tenure Status	Fall 2018			Fall 2019			2020		
	Female	Male	Total	Female	Male	Total	Female	Male	Total
Tenured	119	188	307	118	183	301	114	181	295
Non-Tenured, Tenure-Earning	60	55	115	57	57	114	49	53	102
Not Tenured, Not Tenure Earning	71	46	117	83	51	134	87	51	138
Total	250	289	539	258	291	549	250	285	535

Instructional Faculty's Salary - Fall 2020 (Source: AAUP)

Academic Rank	MEN					WOMEN				
	Total Contracted Salaries (\$)	Number of Faculty	Not Tenure-Track	On Tenure-Track	Tenured	Total Contracted Salaries (\$)	Number of Faculty	Not Tenure-Track	On Tenure-Track	Tenured
Faculty on 9-Month Contracts										
1. Professor	7493211.09	70	2	0	68	2524183.42	25	2	1	22
2. Associate	4260128.6	53	0	8	45	3865525.74	49	5	7	37
3. Assistant	3333110.38	47	10	31	6	2876746.11	41	17	21	3
4. Instructor	1191378.01	23	23	0	0	1506546.93	26	26	0	0
7. TOTAL	16,277,828.08	193	35	39	119	10,773,002.20	141	50	29	62
Faculty on 11- or 12-Month Contracts										
1. Professor	4302776.09	36	1	0	35	2657951.55	20	1	1	18
2. Associate	3149067.39	30	0	7	23	3468154.88	34	1	2	31
3. Assistant	1525725.72	18	7	7	4	2747311.76	31	11	17	3
4. Instructor	630281.58	8	8	0	0	1788654.72	24	24	0	0
7. TOTAL	9,607,850.78	92	16	14	62	10,662,072.91	109	37	20	52



Instructional Faculty by Rank and Highest Degree Earned Fall 2020



Class Code	Class Title	Doctoral	Law	Master	Bachelor	High School Diploma	Total
9001	PROFESSOR	120	19	12	0	0	151
9002	ASSOCIATE PROFESSOR	123	6	37	0	0	166
9003	ASSISTANT PROFESSOR	97	4	34	1	1	137
9004	INSTRUCTOR	14	10	55	2	0	81
Tota	Total	354	39	138	3	1	535

Average Age of Instructional Faculty by Rank Fall 2020

Class Code	Class Title	Average Age
9001	PROFESSOR	61.95
9002	ASSOCIATE PROFESSOR	54.44
9003	ASSISTANT PROFESSOR	45.96
9004	INSTRUCTOR	50.57
All	Total	53.80

Average Number of Years Employed Instructional Faculty by Rank Fall 2020

Class Code	Class Title	Average Years Employed
9001	PROFESSOR	20.11
9002	ASSOCIATE PROFESSOR	13.68
9003	ASSISTANT PROFESSOR	4.74
9004	INSTRUCTOR	7.88
All	Total	12.33