


July 27, 2023 | 9 AM

Academic and Student Affairs

Licensure Pass Rate

Board of Trustees | Licensure Pass Rate Meeting
Trustee Nicole Washington, ASA Chair



Licensure Pass Rate Improvement Plans

1. Doctor of Pharmacy (PharmD) Program
2. Juris Doctor (JD) Program
3. Bachelor of Nursing (BSN) Program
4. Spotlight Presentation: Doctor of Physical Therapy (DPT) Program

Licensure Pass Rate Improvement Plans

Focus

Provide an analysis on **Key Performance Indicators** contributing to intended program improvement outcomes.

Today's Meeting | School of Allied Health Sciences (Doctor of Physical Therapy)

Key Highlights:

1. The Doctor of Physical Therapy program continues to maintain admission criteria for incoming cohorts that align with other DPT programs in the SUS. The program has enhanced the admission process with the addition of interviews.
2. The Doctor of Physical Therapy program has undertaken curricular changes inclusive of re-mapping aimed at improving mastery of professional standards and instituted additional national board preparatory experiences for all cohorts.

Key Takeaways:

- The Doctor of Physical Therapy curriculum is now better aligned with the other SUS DPT programs.
- The Doctor of Physical Therapy program has embedded national board preparatory within the curriculum aimed at improving first-time pass rate.
- The School of Allied Health Sciences continues to provide professional development of faculty in the DPT program. The program currently has 3 open faculty lines, and there is a significant need for funds to recruit and retain qualified faculty to teach in the core curriculum.
- The Doctor of Physical Therapy program increased bootcamp opportunities for recent and former graduates to assist in test pass rate.



Strike, Strike, and Strike Again!

Key Performance Indicators



Admission

- Admission Benchmarks
- Targeted Student Admission UG/HS Grade Point Average (GPA)
- Targeted Student Admission Standardized Test Scores



Retention

- Cohort First Year (GPA)
- Program Completion Rates



Readiness Outcomes

Predictive Variables for National Passage Rate Exams (NAPLEX, NCLEX, BAR, and NPTE)
Interventions for State and National Passage Rate Exam Preparation
Precursory Exam Data









Accreditation

- State accreditation status
- National accreditation status
- Conditional/probationary information
- Next accreditation review

Health Professions Recruitment Update

Mr. Gus Mitchell, Director of Health Professions



Metrics	Rationale for Use	Current Data		Goal	Trend	Key Update
ADMISSIONS						
Admissions Exam	The cohort science and mathematics quality and level of prepared average GPA provides an assessment of the overallness of the entering cohort.	(F20 / F21 / F22) 3.16 / 3.34 / 3.22		(F21 / F22 / F23) >3.25 / >3.30 / >3.30		Pharmacy program faculty review the incoming UG GPA in science and math courses to assess predictive preparedness. 2023 cohort GPA will be available in August 2023
RETENTION						
Failure Rate in Critical Courses	Success rates in critical courses helps to assess student mastery of foundational knowledge and readiness for the NAPLEX.	<u>PHA 3102 – Drug Delivery I</u> (20' / 21' / 22') 2.3% / 5.1% / 1.11% 53% of failures in this course do not graduate.	<u>PHA 3106 – Drug Delivery II</u> (20' / 21' / 22') 0% / 10.5% / 6.0% 32% of failures in this course do not reach the third year of the program.			Course failures trending down.
Program Completion Rates	ACPE annually monitors progression trends of the graduating class for accredited programs. Programs must remain below established thresholds. *Overall attrition includes delayed graduation, withdrawals, and dismissals for each graduating class.	<u>Academic Dismissals</u> (21' / 22' / 23') 5% / 1% / 4%	<u>Overall Attrition</u> (21' / 22' / 23') 49% / 43% / 45%	<u>Dismissals (22' / 23')</u> < 6% / < 6% <u>Attrition (22' / 23')</u> < 24% / < 24%		Academic dismissals and overall attrition trending down. Continuing to monitor and act accordingly.
READINESS OUTCOMES						
Diagnostics	The program administers the Pharmacy Curriculum Outcomes Assessment (PCOA) in the P3 year to assess the effectiveness of the didactic curriculum with respect to preparing learners for the NAPLEX.	<u>FAMU (National)</u> (21' / 22' / 23') 306 (343) / 295 (345) / 302 (330)				PCOA to retire in June 2023
Comprehensive Examination	The program administers the Comprehensive Exam to learners during their final semester (P4). A minimum score of 75% is required to pass; Learners are given five opportunities.	<u>% of Cohort Passing - 3rd Attempt</u> (Sp 21' / 22' / 23') 91% / 95% / 96%		Spring 2023: > 90% Spring 2024: > 90%		Examination pass rate is above goal and continually increasing.
NAPLEX Scores	Candidates are allowed a maximum of five attempts on the North American Pharmacist Licensure Examination (NAPLEX).	<u>FAMU (National) FAMU (National)</u> (20' / 21' / 22') 80% (87%) / 90% (84%) / 85% (80%)	<u>State Averages (22')</u> USF: 87.5%. UF: 85.9% PBA: 80%. NSE: 78.9% Larkin: 66%			The pharmacy program has an established pass rate goal for 2024 and are implementing curricular and clinical processes to exceed the goal in the 2024.

College of Law

Key Performance Indicators

Metrics	Rationale for Use	Current Data (20' / 21' / 22')	Goal	Trend	Key Update
ADMISSIONS					
LSAT (median)	LSAT scores are correlated with bar passage rates. Despite steady improvement, COL medians remain lower than our SUS peers.	COL: 147 / 149 / <u>150</u> SUS Peers: 161/163/165	Fall 2023: 150/151	↑	We are on track to hit the articulated goals for Fall 2023 with the class completely seated. As of July 10, the median LSAT was 151, the median GPA was 3.49. A student with those credentials has an 80% probability of first-time bar pass.
UG GPA (median)	Undergraduate GPAs are correlated with Bar passage rates. Despite steady improvement, COL medians remain lower than our SUS peers.	COL: 3.2 / 3.44 / <u>3.41</u> SUS Peers: 3.74 / 3.79 / <u>3.82</u>	Fall 2023: 3.45	↑	
RETENTION					
Utilization of Academic Support Resources	The College offers academic support resources throughout its curriculum. Best practices suggest incentivizing utilization.	<u>% of students completing ≥ 80% AS Orientation:</u> Fall 2022: 94.7%	Fall 2023: ≥ 90%	↑	The College will be deploying a new, asynchronous product during Orientation and extending the teaching assistant program to all required courses.
Non-Academic Attrition Rates	Measures the percent of students in good standing who leave COL after the first year.	2021-2022: 4.54% 2020-2021: 3.57% 2019-20: 4.62%	2022-2023: < 5%	↔	
READINESS OUTCOMES					
Bar Exam	The Bar Exam is administered two times per year. The pass rate on the February exam is typically lower.	February 2023: 40% July 2022: 56%	Incremental progress toward 80% first-time bar pass.	↓	The College's most recent bar results declined, along with State and national declines.
ACCREDITATION					
ABA	The Juris Doctor program is accredited by the Council of the American Bar Association Section of Legal Education and Admissions to the Bar (the "Council").	The College is in full compliance with the ABA Standards. The College reports to the ABA three times a year: (1) annual report (October); (2) Bar Report (February); (3) Employment Report (April).	Maintaining full compliance with the Standards.	↑	The College's next comprehensive visit is scheduled for academic year 2028-2029.

School of Nursing

Key Performance Indicators

Metrics	Rationale for Use	Current Data	Goal	Trend	Key Updates
ADMISSIONS					
Admissions Exam	The ATI Test of Essential Academic Skills (TEAS) is a diagnostic test for nursing applicants. It provides an assessment of student readiness for the rigors of the nursing program.	<u>Proficiency (F21/F22/S23)</u> 100% / 100% / 100%	<u>Proficiency (F21/F22/S23)</u> 95% / 95% / 95%	↑	
UG GPA (Science and Math)	The cohort science and mathematics average GPA provides an assessment of the overall quality and level of preparedness of the entering cohort.	<u>GPA (F21/S22/F22)</u> 3.55 / 3.58 / 3.45	<u>GPA (F21/S22/F22)</u> 3.4 / 3.5 / 3.5	↑	
RETENTION					
GPA of First-Year Cohort	First semester and first-year GPA provide an assessment of student mastery of content.	<u>First-Semester GPA (F20/F21/F22)</u> 3.00 / 3.80 / 3.15	<u>First-Semester GPA (F20/F21/F22)</u> >3.20 / >3.30 / >3.30	↓	
		<u>End of FY GPA (F20/F21/F22)</u> 3.20 / 3.10 / 3.17	<u>End of FY GPA (F20/F21/F22)</u> > 3.50 / > 3.50 / >3.50	↓	
Program Completion Rates	Program completion is measured from the time students enter the program until they graduate upon completing the remaining 60 credits of professional level nursing courses in five semesters.	<u>Graduating Cohort (SP21/F21/S22/F22)</u> 86% / 79% / 34% / 48%	<u>Graduating Cohort (20/21/22)</u> 75% / 80% / 85%	↑	
READINESS OUTCOMES					
NCLEX Predictor Exam	The program administers the ATI Comprehensive Predictor Exam to students during their final semester. This exam is an accurate predictor of success on the NCLEX exam.	<u>Graduating Cohort (F21/S22/F22/SP23)</u> 92% / 95% / 92% / 95%	<u>Graduating Cohort (F20/S21)</u> >80% / > 85%	↑	
NCLEX Scores	The National Council Licensure Examination (NCLEX) Exam is administered four times per year.	<u>FAMU (National) by Quarter (20/21/22)</u> 66.67% / 62.30% / 68.18% 90.96% / 86.06% / 82.95%	<u>Graduating Cohort (20/21/22/23)</u> >85% / > 85% / >85% / > 85%	↑	
ACCREDITATION & REGULATION					
ACEN FL Board of Nursing	- The BSN program is accredited by the Accreditation Commission for Education in Nursing (ACEN) - The FL BON regulates all pre-licensure nursing education. Requires annual pass rate of 10% of the national average..	- Accredited through 2026 - Probation through 2023. Review in Jan. 2024	Continued accreditation w/o conditions		

Doctor of Physical Therapy

Metrics	Rationale for Use	Current Data (Fall 20' / 21' / 22')		Goal	Trend	Key Update
ADMISSIONS						
Admissions Exam (GRE)	The Graduate Record Exam (GRE) is a standardized exam that assesses analytical writing, verbal reasoning and quantitative reasoning skills. Applicant rates (cumulative score greater than 300 and quantitative score greater than 147 are positive predictors).	<u>GRE-Total</u> 302.3 / 302 / 301.7	<u>GRE-Quantitative</u> 151.1 / 151 / 151	GRE-Total: 300 GRE-Quantitative: 150		Maintain minimum admission profile requirements. Enhanced interview process.
UG GPA	Analysis of historical cohort data indicates a positive correlation of licensure pass rates with cumulative GPA and GPA earned over the last 60 hours of the undergraduate record.	<u>Cumulative</u> 3.49 / 3.29 / 3.24	<u>Last 60 Hours</u> 3.51 / 3.52 / 3.50	Cumulative: 3.5 Last 60 Hours: 3.5	 	
RETENTION						
GPA of First Year Cohort	Analysis of historical cohort data indicates a positive correlation of licensure pass rates with first semester (fall) GPA.	<u>First-Semester</u> 3.52 / 3.59 / 3.51		First –Semester: 3.3		Early identification of foundational deficits addressed with tutoring and remediating.
Cohort Progression Rates	Monitors percentage of students in each entering cohort who remain on track with the program curriculum and graduate on time (program takes three years to complete)	<u>Cohort</u> 92% / 91.7% / 100%		Progression Rate: 95%		
READINESS OUTCOMES						
Diagnostic Exams	Beginning with the 2022 academic year, the program will administer comprehensive exams to each cohort during the spring semester to assess student mastery of content and readiness to progress.	<u>Spring 2023:</u> <u>2nd yr. Cohort: Comprehensive Skills Check-Off (1st / 2nd / 3rd Attempt)</u> (8/23) / (13/23) / (23/23) <u>3rd yr. Cohort: Comprehensive Exit Examination (1st / 2nd / 3rd Attempt)</u> (2/22) / (14/22) / (17/22)		<u>Cohort Average</u> 2nd yr. Cohort: perform patient care with less than 50% assist (CPI) 3rd yr. Cohort: 90%+ first time pass rate		Enhanced tracking and monitoring of comprehensive exit exam and first-time pass rate with clinical experiences.
NPTE Scores		<u>Annual First-Time Pass Rates</u> 88% / 82% / 79.2% (National) 91% / 88% / 86.1%	<u>3-Year Average</u> 83% / 85.5% / 83% (National) 91% / 90% / 88.4%	Annual First-Time Pass Rate (3-Year Ave.) 2022: 90% (90%) 2021: 90% (88%) 2020: 90% (83%)		
ACCREDITATION						
CAPTE	The DPT Program is accredited by the Commission on Accreditation in Physical Therapy Education (CAPTE).	The program is fully accredited through 2024.				

Doctor of Physical Therapy-Overview

Curriculum	Clinical Preparation	Interventions and Strategies
Professional Behavior Gross Anatomy w/lab Neuroscience Human Physiology Pathology Pharmacology in PT Practice Patient Care Skills w/lab Therapeutic Exercise w/lab Analysis of Human Motion I & II w/lab Motor Control & Motor Learning Neurological PT I & II w/lab Orthopedic PT I, II, & III w/lab Integument PT w/lab Cardiopulmonary PT I & II w/lab Physical Agents & Electrotherapy w/lab Life Span Development Pediatric PT Geriatric PT Special Topics in PT I & II Prosthetics & Orthotics Diagnostic Testing Evaluation Differential Diagnosis Evidence-Based Practice I, II & III Health Care Systems & Administration	<p>Clinical Decision Making I, II, & III On campus clinical preparatory courses that utilize case studies, simulation laboratory experiences, clinical skills check-off, and practical examinations.</p> <p>Clinical Education I, II, III, & IV Off-site clinical rotations of 1-day, 8-weeks, and 16 weeks assignments with licensed physical therapists across the United States practicing in orthopedic, neurological, cardiopulmonary, acute rehabilitation, outpatient, and across the lifespan (pediatric-geriatric) settings.</p>	<p>Semester Comprehensive Examinations The faculty collectively contribute national board style questions as an all-inclusive end of semester examination.</p> <p>Practical Skills Examinations (with didactic courses) 15 courses in the curriculum include hands-on practical examinations</p> <p>End of Semester Clinical Skills Check-Off Examinations Implemented as comprehensive clinical skills assessments</p> <p>National Board Preparatory Experiences Instituted Professional PT Practice I & II utilizing national board preparatory programs (Scorebuilders with Base Camp, TherapyEd, and Final Frontier)</p>

Doctor of Physical Therapy-Focus

Curricular Focus by Cohort

2023 Graduating Cohort:

- Incoming credentials align with admissions criteria of SUS programs.
- First cohort to have comprehensive skills check-off as a program benchmark.

2024 Graduating Cohort:

- First cohort to have teaching assistants in gross anatomy course.
- First cohort to have Professional PT Practice I & II board preparatory courses.

2025 Graduating Cohort:

- Smallest cohort admitted; aligns with decrease admissions nationwide.
- First cohort with re-mapped curriculum.

Doctor of Physical Therapy-Focus

Experiential Learning

- Didactic Courses that include hands-on clinical practical examinations.
- Clinical internships threaded throughout the curriculum in a variety of clinical practice settings.

Strategic Goal/Plan for Success

- Continue academic support with utilization of tutoring by faculty & teaching assistants, incorporate webinars/guest lecturers in specific & difficult content areas, and application of national board preparatory material throughout the curriculum in effort to increase first-time pass rate.

